

The Kentucky Virtual Library presents: **HOW TO DO RESEARCH**

1. PLAN

START HERE



3. TAKE NOTES



GLOSSARY

a list of useful words

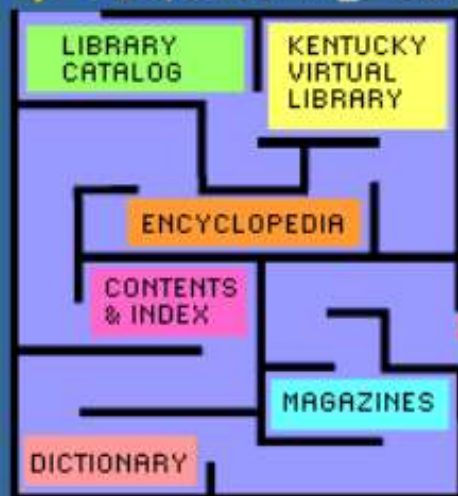
6. EVALUATE

WELL DONE!

RETURN to ENTRY PORTAL



2. SEARCH FOR INFORMATION

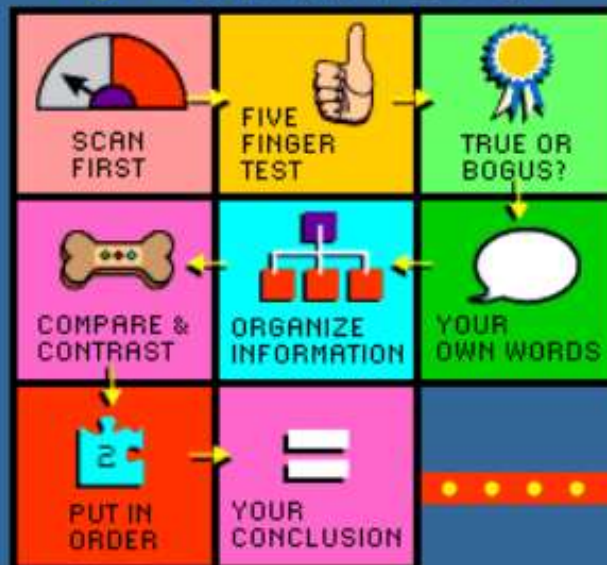


WHAT IF YOU CAN'T FIND ANYTHING?



SEARCH THE WEB

4. USE THE INFORMATION



SHARE YOUR INFORMATION





Kids Search Engines





Search Strategies

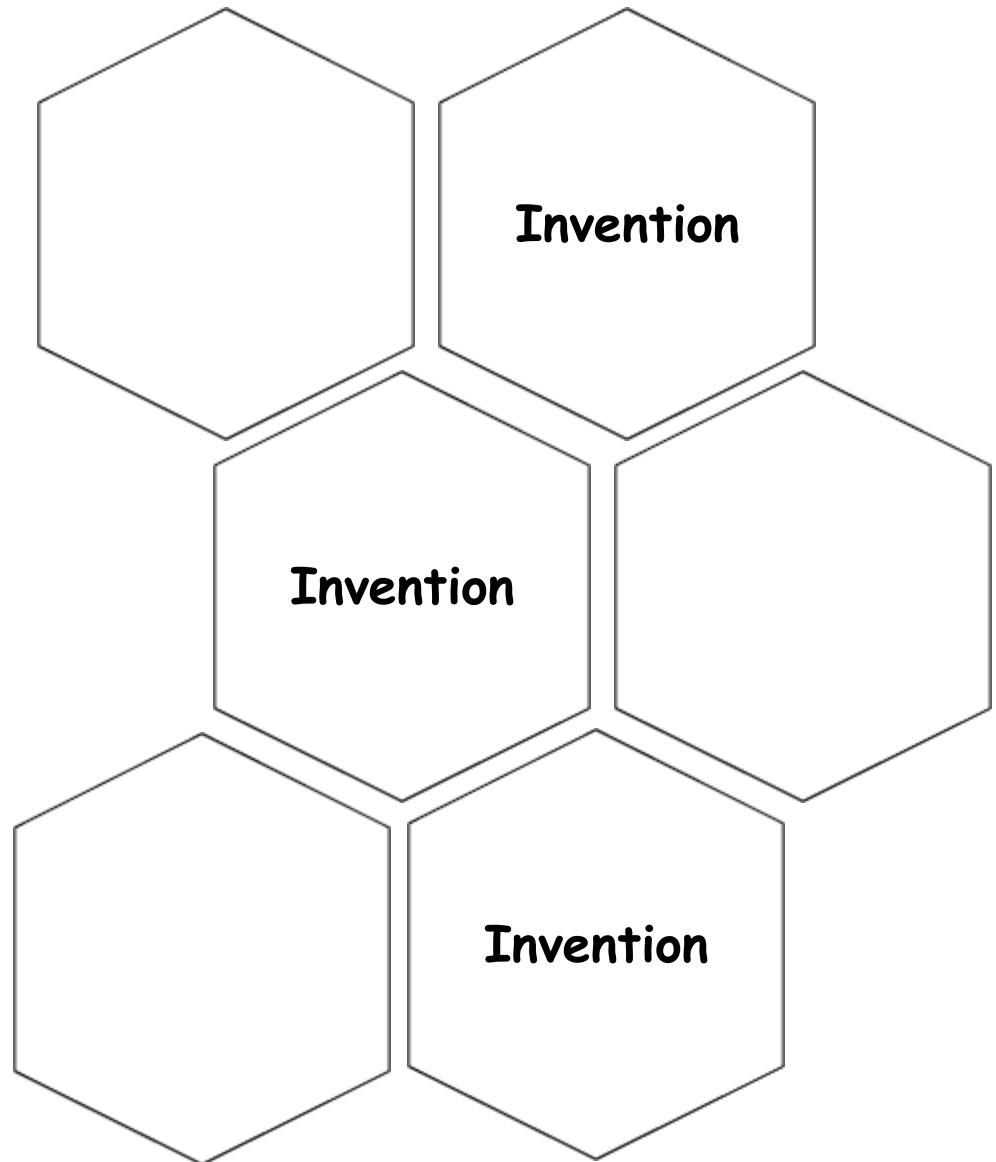
- 1. Define your subject**
- 2. Brainstorm about it**
- 3. What do you know?**
- 4. Similar ideas to yours**
- 5. Keywords and phrases**
- 6. Build search strategy**

1. Define your subject

Inventions


**Which
Interested
Me**

**I Want To
Learn More
About Them**



Steps to Make Your Brainstorm Honeycomb

1. Push the Windows button.



2. Push the Search Button .



3. Search for PAINT.

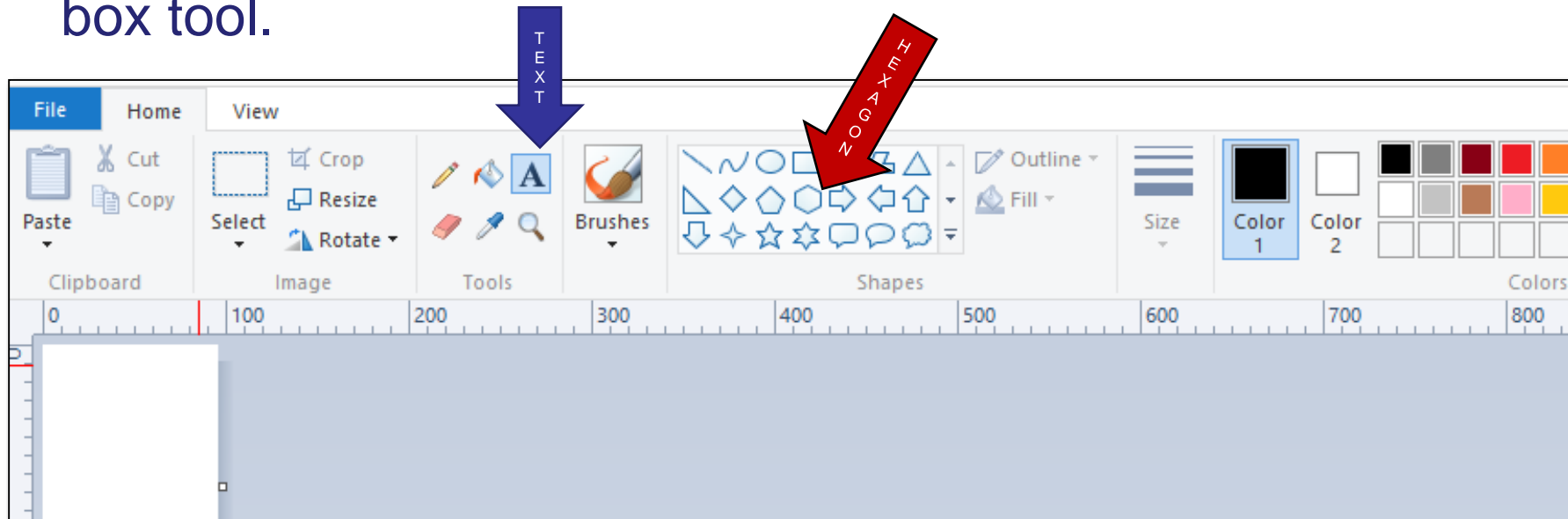
4. Choose Paint; it will open.



5. Choose the color you want.

6. Choose the **hexagon**. Draw at least 5 of them.

7. Put your name and teacher in the first one with the **text box tool**.





Brainstorm about it:

1. What do you know?

2. Similar ideas to yours

3. Keywords and phrases

Brainstorm about it:

- 1. What do you know?**
- 2. Similar ideas to yours**
- 3. Keywords and phrases**

My Brainstorm About _____
(Name the Invention)

